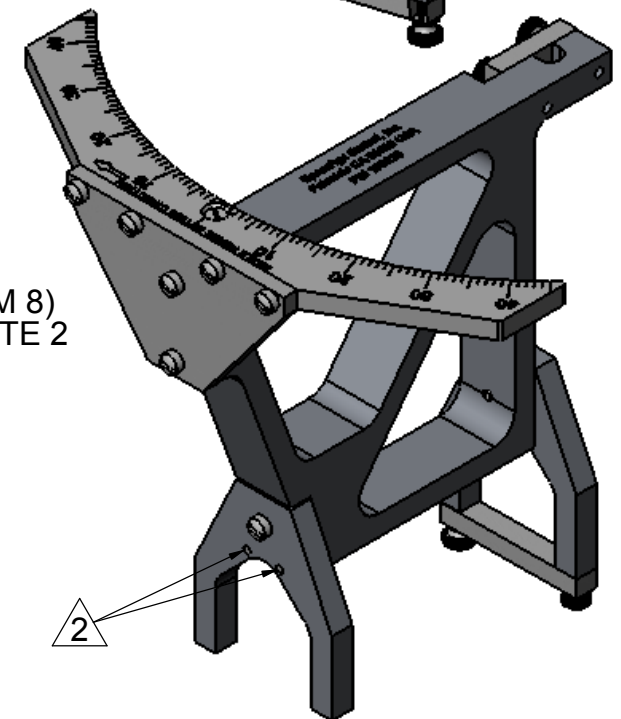
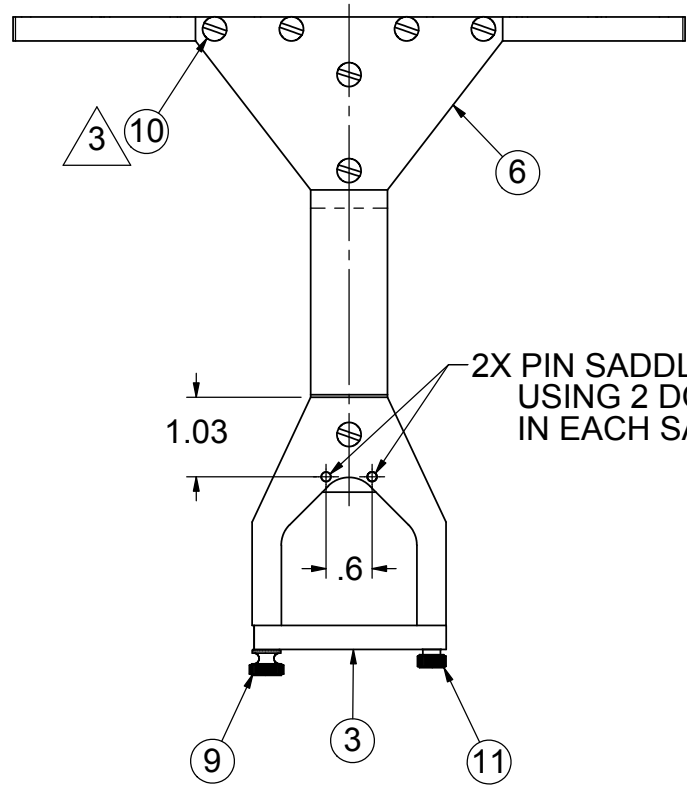
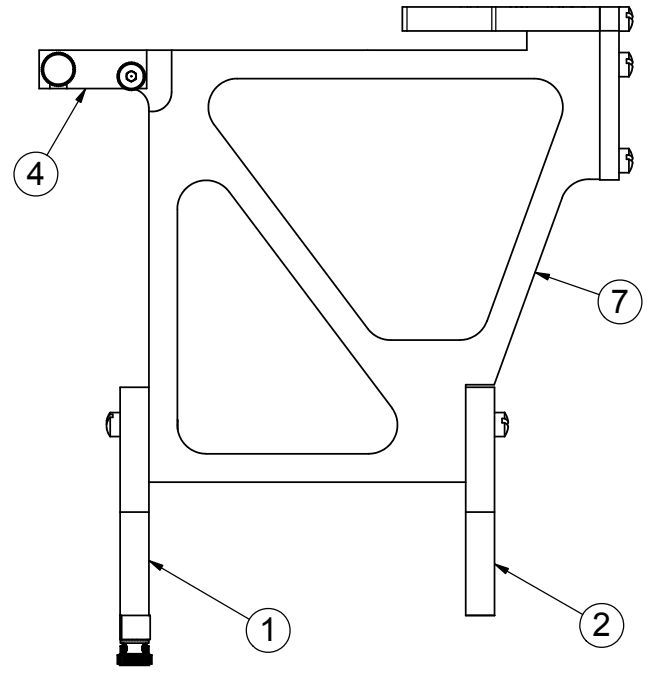
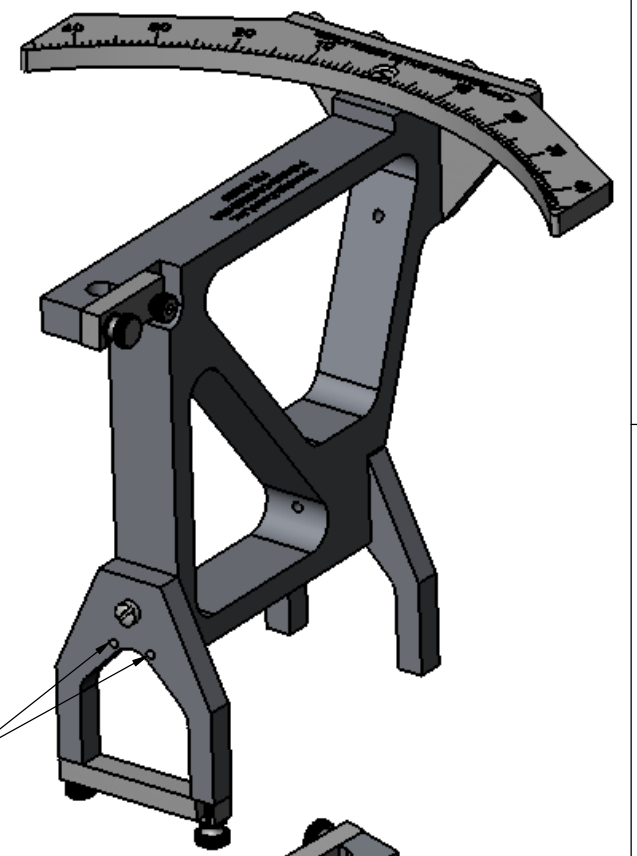
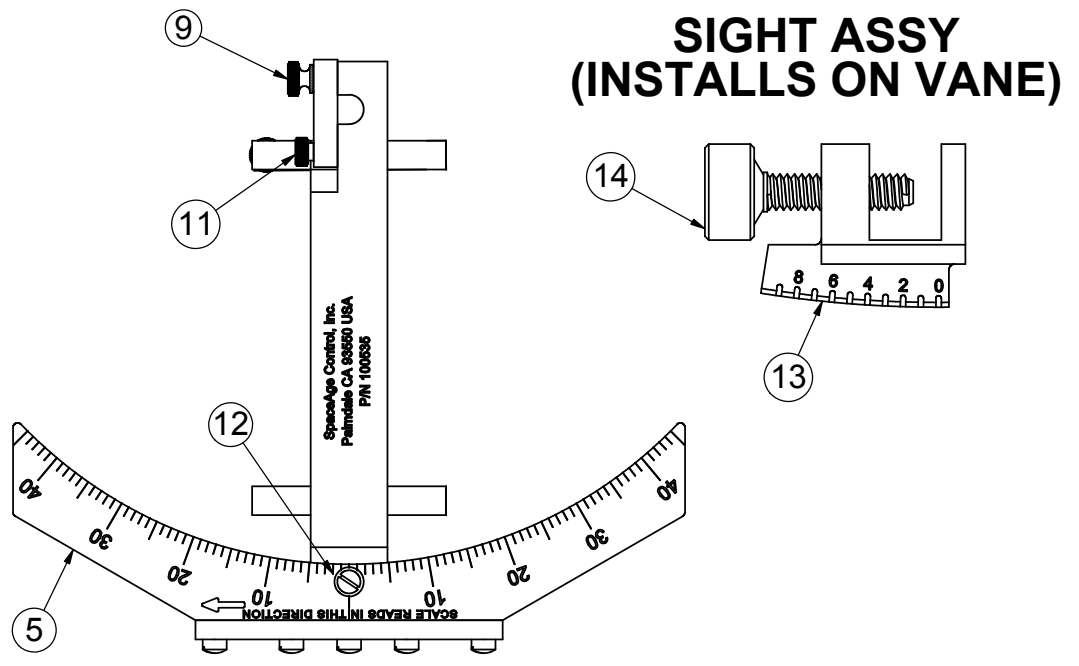


This drawing contains design and other information which is the property of SpaceAge Control, Inc. Except for rights expressly granted by contract to the United States Government, this drawing and data disclosed herein or herewith is not to be reproduced, used, or disclosed in whole or in part to anyone without the written permission of SpaceAge Control, Inc.

ITEM NO.	QTY	PART NO.	DESCRIPTION	MATERIAL
1	1	100533-1	SADDLE	DWG 100533
2	1	100533-3	SADDLE	DWG 100533
3	1	100534	CLAMP	DWG 100534
4	1	100536	CLAMP	DWG 100536
5	1	100537	ANGULAR DISPLACEMENT SCALE	DWG 100537
6	1	100538	BRACKET	DWG 100538
7	1	100539	FRAME	DWG 100539
8	4	300350	DOWEL PIN	.125 DIA x .75 LG
9	2	10-24X3-4	10-24 X 3/4 KNURLED THUMB	10-24 x .75 LG
10	8	10-24X3/4	PHILLISTER HEAD SCREW	10-24 x .75 LG
11	2	10-24X3/8	SHOULDER SCREW	10-24 x .375 LG
12	1	10-24X5/8	SLOT HEAD SCREW	10-24 x .625 LG
13	1	4141-01	VERNIER SIGHT GLASS BODY	DWG 4141
14	1	10-24X.750	10-24 X 3/4 NYLATRON, THUMB	10-24 x .75 LG
15	AR	301243	PAINT, ENAMEL, WHITE	



VANE CALIBRATION FIXTURE

SPA PN 100535

NOTES: UNLESS OTHERWISE SPECIFIED

- THIS FIXTURE IS DESIGNED TO CALIBRATE THE ANGLE OF ATTACK AND/OR SIDESLIP FOR 100510, 100600 AND 100700 OR EQUIV AIR DATA BOOMS
- SADDLES (PN'S 100533-1 AND 100533-3) ARE PINNED INTO PLACE DURING ASSEMBLY ONTO THE FRAME (PN 100539) BY REAMING .1247 - .1249 HOLES INTO MATING PARTS TO A DEPTH .75 MIN - PRESS IN DOWEL PINS (PN 300350) FLUSH TO WITHIN ±.010 OF SURFACE.
- AFTER THE INSTALLATION OF SET PINS, USE LOCTITE 242 (BLUE) ON ALL MACHINE SCREWS, TORQUE MACHINE SCREWS TO 8 INCH-POUNDS MIN.
- THE FINAL ASSEMBLY HAS A TOTAL SYSTEMIC UNCERTAINTY OF ±.3° WHEN PROPERLY ASSEMBLED
- FILL ENGRAVING WITH PAINT, COLOR WHITE, SEMI-GLOSS (ITEM 15)

UNLESS OTHERWISE SPECIFIED DIMENSIONS ARE IN INCHES TOLERANCES ARE:		PROJECT 135		SpaceAge Control, Inc.	
DECIMALS	ANGLES	DRAWN	DATE	VANE CALIBRATION FIXTURE	
X.X ± 0.03	X° ± 30'	B.P.	06-06-06	SIZE	REV. C
X.XX ± 0.01		APPROVALS		CAGE CODE	DWG. NO.
X.XXX ± 0.005		CHECKED		B	34851
DO NOT SCALE DRAWING		DIGITAL - ON FILE		SCALE	CAD FILE:
MATERIAL	SEE NOTES	DIGITAL - ON FILE		SHEET 1 OF 1	
FINISH	SEE NOTES	DIGITAL - ON FILE			
CAD GENERATED DRAWING. DO NOT MANUALLY UPDATE					